



FREE

Contraction Turkey Puzzles



Terms of Use:

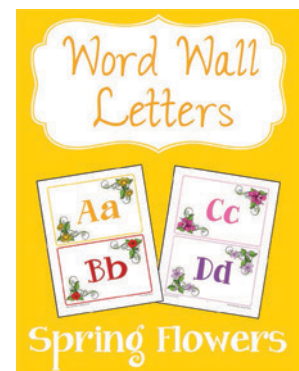


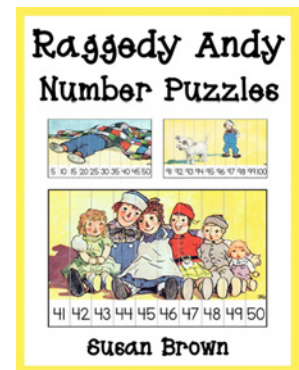
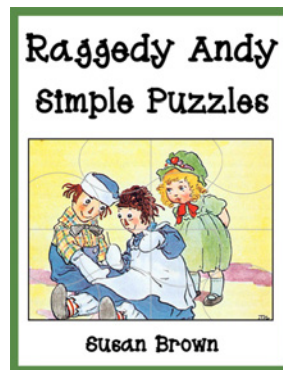

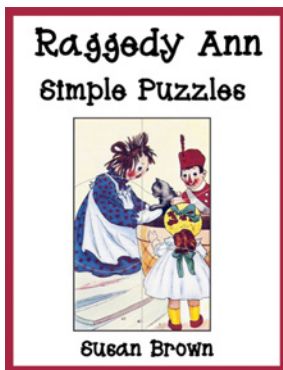
This ebook may be freely printed and reproduced for use by homeschools, homeschool groups, schools, and other private groups. Commercial use is not allowed without written permission from the author.

Disclaimer:

Any perceived slights of specific persons, peoples, or organizations in this book are unintentional.

Fonts in this book are courtesy of Kimberly Geswein (Kimberly Geswein Fonts). Images courtesy of Footage Firm, Inc. Adapted by Susan Brown.

If you like this book,
you may be interested in some of our other products.



Find these and more at:
www.WarmHeartsPublishing.com

Introduction

Thank you for downloading *Contraction Turkey Puzzles*. I hope your child enjoys putting them together!

Instructions for Assembly




1. Print the turkey puzzles on white paper or card stock. If you use paper, you'll want to laminate the puzzles.
2. Cut out the puzzle pieces.
3. Store the pieces in an envelope if desired.

Instructions for Use

1. Give the child the turkey puzzle pieces.
2. Have the child put the turkey puzzle pieces together so that the contractions match.

* * *


If you liked this printable and would like more materials to teach your child language skills, you may be interested in the puzzle products we have below.



Get these and more at
www.WarmHeartsPublishing.com


you are

you're




can not

can't




do not

don't




I am

I'm




it is

it's




will not

won't



he will

he'll



she will

she'll

