
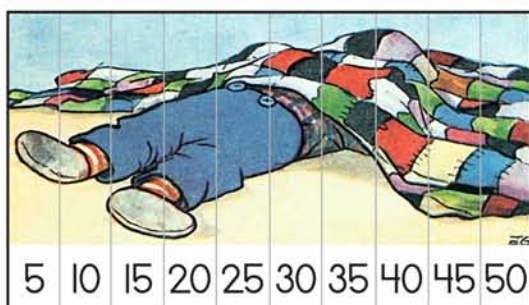


Raggedy Andy Number Puzzles



Susan Brown

The *Raggedy Andy Number Puzzles Free Sample* is copyrighted material taken from the *Raggedy Andy Number Puzzles*. Please adhere to the Copyright and Terms of Use of this product as described below.

Raggedy Andy Number Puzzles by Susan Brown

Copyright 2014 by Susan Brown. All rights reserved.

Warm Hearts Publishing

Terms of use:

The purchase of this digital material entitles the buyer to print and/or reproduce the pages for family, homeschool, co-op, and classroom use only. The printing and reproduction of these materials for an entire school or district is prohibited. All other use or reproduction of these materials requires the prior written consent of the author.

Disclaimer:

Any perceived slights of specific persons, peoples, or organizations in this book are unintentional.

ISBN 978-1-939869-13-5

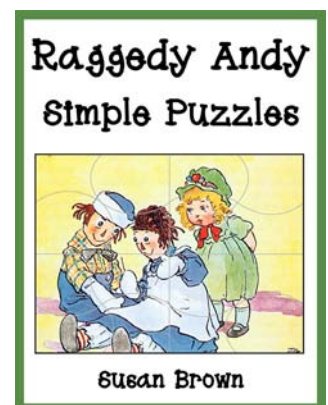
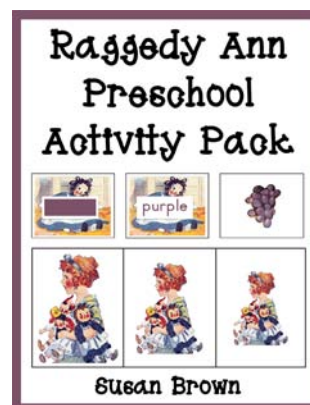
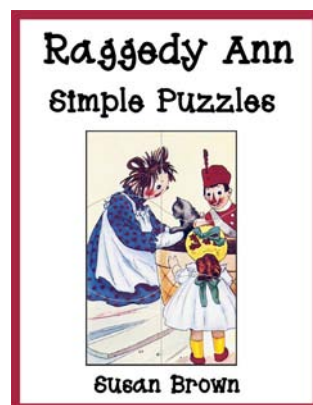

This book is based on the following work:

Raggedy Andy Stories. Written and illustrated by Johnny Gruelle.

The images in this book are derivative works of the original illustrations by Johnny Gruelle and are the property of the author of this book.

Cover font courtesy of Cara Carroll.

If you like this puzzle book,
you may be interested in some of our other products.



Find these and more at:
www.WarmHeartsPublishing.com

The pages in this printable are taken from:

Raggedy Andy Number Puzzles

The puzzles in this book include the beautiful, classic art of Johnny Gruelle,
the original author and illustrator of Raggedy Ann.

There are fourteen different self-correcting puzzles in this product. Each is made up of 10 pieces.

These puzzles make the perfect activity for classroom centers, homeschooling families, Montessori classrooms,
and Special Education students. They begin with very basic preschool and kindergarten level counting and
progress to more challenging skip counting suitable for students in grade 1.

The puzzles cover the following numbers:

1 – 10

11 – 20

21 – 30

31 – 40

41 – 50

51 – 60

61 – 70

71 – 80

81 – 90

91 – 100

2 – 20 skip counting by 2's

5 – 50 skip counting by 5's

55 – 100 skip counting by 5's

10 – 100 skip counting by 10's

There is also a bonus Counting Award certificate that you can pass out to students as they achieve counting
goals.

Go to <http://www.warmheartspublishing.com/raggedy-ann-number-puzzles/>
to get this puzzle set.

Introduction

Thank you for purchasing this puzzle activity book. I hope that it helps your child master numbers 1-100 and skip counting.

There are fourteen puzzles in this book. Ten of the puzzles are designed to help your child learn numbers 1-100 in groups of 10's. The other four are for practicing skip counting by 2's, 5's, and 10's.

Instructions for Assembly:

1. Print the pages on white printer paper or card stock.
2. Laminate the puzzles. This step is optional if you used card stock.
3. Cut apart the puzzle pieces.
4. Store the puzzles in folders, envelopes or ziplock bags.

You'll also find an award certificate in the back of this book to give to your child after he has mastered counting the numbers.

Tips for Use:

1. It's best for the child to go through the puzzles in number order the first time.
2. After your child assembles each puzzle, have him read the numbers aloud to you in order as he points to them. This turns this activity into a multisensory experience which reinforces learning.
3. For a more challenging task, give your child two different puzzles to solve at the same time with all of the pieces mixed together.
4. You may want to read aloud the *Raggedy Andy Stories* by Johnny Gruelle to your child or let him read them. This will give him background knowledge of the characters and events in the puzzles.
5. If you'd like to hang up the completed puzzles for your child to see on a daily basis, you can tape the puzzle pieces to pieces of card stock and pin them to a bulletin board or tape them to a wall.
6. You can create a scavenger hunt by hiding the pieces of a puzzle around the house. Your child can assemble the puzzle once he finds all of the pieces.

I hope your child enjoys doing these puzzles!

