


Antonym Ant Puzzles

2nd Edition



FREE SAMPLE

Susan Brown

Copyright © 2014 by Susan Brown. All rights reserved.

Warm Hearts Publishing




The purchase of this material entitles the buyer to print and/or reproduce the pages for homeschool, classroom and small group use only. The printing and reproduction of these materials for an entire school or district is prohibited. All other use or reproduction of these materials requires the prior written consent of the author.

Disclaimer:

Any perceived slights of specific persons, peoples, or organizations in this book are unintentional.

Fonts courtesy of Kimberly Geswein. Images courtesy of Footage Firm, Inc.

If you like this puzzle book,
you may be interested in some of our other products.



Find these and more at:
www.WarmHeartsPublishing.com

The pages in this sample are taken from:

Antonym Ant Puzzles

Antonym Ant Puzzles is a printable pack that offers your children an enjoyable way to practice their reading and vocabulary skills. It includes 2 sets of 12 full-color puzzles each created from cute ant characters.

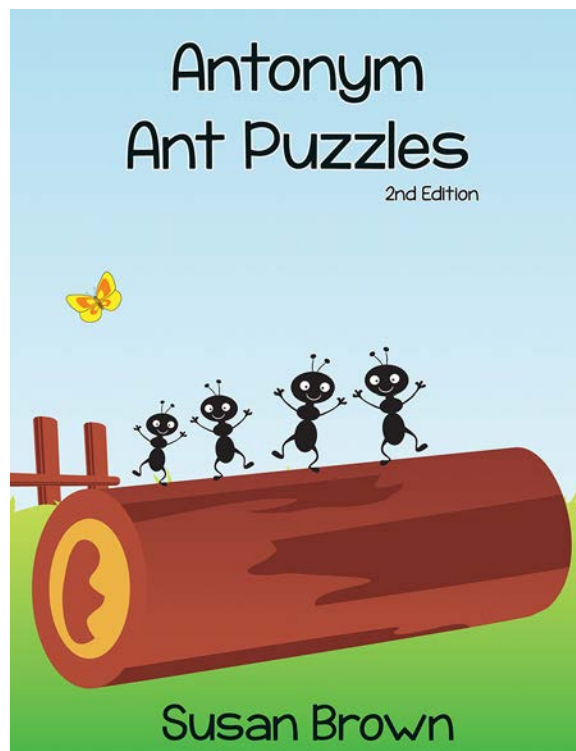
With these sets your children will match a total of 24 different antonym pairs at two different difficulty levels. Each puzzle set also includes:

- A colorful label
- A set of directions for the child
- An answer key for self-checking

Each set is designed to fit in a standard 4 1/8" x 9 1/2" envelope.

Also included in this puzzle pack are an introduction with instructions for assembly and a bonus antonym poster to hang up on the wall or bulletin board in your homeschool.

Go to <http://www.warmheartspublishing.com/antonym-ant-puzzles/> to get this product.



Introduction

Thank you for purchasing *Antonym Ant Puzzles*. It is my hope that these printable puzzles will be an enjoyable activity that will help your students learn about some of the basic antonyms in the English language.

These *Antonym Ant Puzzles* can be used in a variety of ways. They can be completed by students individually or in small groups. They can be added to learning centers, placed on Montessori learning trays, or used in the home. They are suitable for ESL, Special Ed., and regular education students.

In this printable pack, you'll find two sets of labels, directions, answer keys, and antonym puzzles for two levels of difficulty. The first level uses simple words and the second level more challenging words. Also included is a bonus antonym poster to hang on your wall or bulletin board.

Instructions for Assembly

1. Print out the labels, directions, and answer keys on white paper and cut them out.
2. Use glue or clear packing tape to attach each label to a standard 4 1/8" x 9 1/2" or larger envelope.
3. Print out the ant puzzles on white paper or card stock. If you use card stock, laminating the puzzles is optional.
4. Laminate the directions, answer keys, and, if necessary, the ant puzzles.
5. Cut out the ant puzzle pieces.
6. Store all parts in the envelopes.

Instructions for Use

1. Give the child the ant puzzle pieces and directions.
2. Have the child put the ant puzzle pieces together so that the antonyms match.
3. Answers can be checked with the Answer Key.



